







PVTVM's Transmitter Selection Guide

Model Number	TR1101	TR3101 TR3102	TR4101 TR4102 TR4105	TR5102
				
Acceleration (g's)	•			
Velocity (ips/sec, mm/sec)	•			
Displacement (mils, um)	•	•	•	
Vibration Measurements				
Radial Vibration		TR3101	TR4101	
Axial Position		TR3102	TR4102	
Phase Reference			TR4102 TR4105	•
Speed			TR4105	•
Case Vibration	•			
Sensor Interfaces				
Built in Accelerometer				
Proximity Probe (5mm, 8mm, and 11mm)		•	•	•
Accelerometer	•			
Velocity Transducer	•			
Available Outputs				
4-20mA Output	•	•	•	•
Buffered Output (3 meters)			•	
Buffered Output (300 meters)	•	•		•
Available Features				
Loop Powered (2- Wire) Transmitter			•	
3-Wire Transmitter	•	•		•
Hazardous Rating (CSA, ATEX) Explosion Proof, Class I, Class II, Div.1, Groups (A-G), EExdIICT4				
Hazardous Rating (CSA, ATEX) Intrinsically Safe, EExiaIICT4			•	
Hazardous Rating (CSA), non-incendive, Class I, Div.2, Groups (A-D, T4)			•	
Environmental Rating- NEMA 4 or IP65				
Low Pass and High Pass Filter				
Warranty- 5 years	•	•	•	•

• = Complete Offering



TR5102 Proximity Speed and Phase Reference Transmitter

TR5102 is a cost-effective solution for monitoring the speed on your balance of plant machines. TR5102 combines the proximity probe driver and the signal conditioning circuit into one package. It will work with proximity probe and extension cable as a system.

Features

- ✓ Does not require proximity probe driver
- ✓ Buffered output/GAP available for portable vibration analyzer
- ✓ Work with other manufactures 5mm, 8mm and 11mm probes
- ✓ Aluminum cast case with epoxy potting for hazardous area and reliability
- ✓ Same size as a proximity driver



Specifications

Electrical

Power Supply:

20-30VDC, 50mA.

Speed Response:

0 ~ 50,000 pulse per minute.

Sensor Interface:

Connection:

Special 95Ω coaxial cable with connector.

Probe:

5mm, 8mm, and 11mm probes that includes:

TM0180, TM0105, TM0110, 3300, 7200 series.

Buffered Output:

Raw speed and phase reference signal

Nominal 2~ 18VDC.

Impedance: 100Ω.

Maximum cable distance: 300m (1000ft).

Overall Speed Output:

4-20mA, source.

Driving load resistance up to 750Ω.

Physical

Dimension: Height: 75mm (2.95"), see figuration.

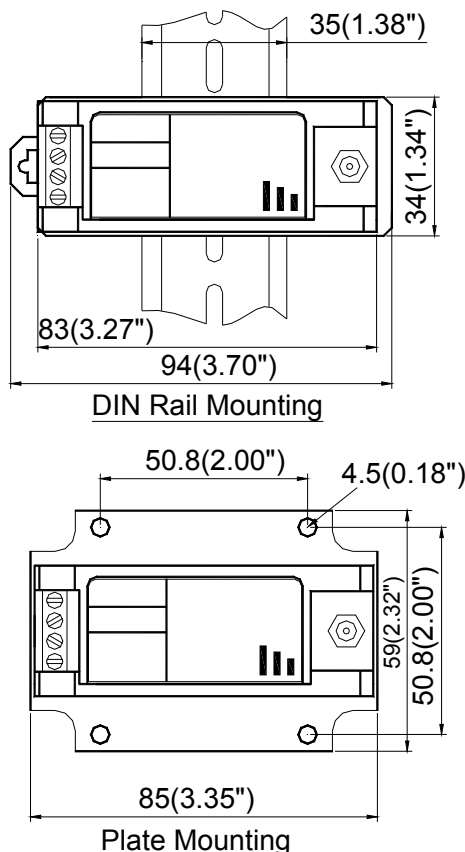
Weight: 1.0kg (2.0 lb).

Environmental

Temperature:

Operation: -35°C ~ +70°C.

Storage: -40°C ~ +100°C.





Humidity:
90% non-condensing.

Ordering Information

Standard configuration:
TR5102-A01-E00-F00-G00
8mm probe:
TM0180-A07-B00-C05-D10
Extension cable:
TM0181-A40-B00

TR5102-AXX-EXX-FXX-GXX

AXX: Full Scale.

- A00: 0 ~ 1,000 rpm
- A01*: 0 ~ 3,600 rpm
- A02: 0 ~ 6,000 rpm
- A03: 0 ~ 10,000 rpm
- A04: 0 ~ 30,000 rpm
- A05: 0 ~ 50,000 rpm

EXX: Probe and Cable.

- E00*: TM0180, 5m Cable
- E01: TM0180, 9m Cable
- E02: 8mm Probe, 3300, 5m Cable
- E03: 8mm Probe, 3300, 9m Cable
- E04: 8mm Probe, 7200, 5m Cable
- E05: 8mm Probe, 7200, 9m Cable
- E06: TM0105, 5m Cable

- E07: TM0105, 9m Cable
- E08: TM0110, 5m Cable
- E09: TM0110, 9m Cable
- E10: 11mm Probe, 3300, 5m Cable
- E11: 11mm Probe, 3300, 9m Cable
- E12: 11mm Probe, 7200, 5m Cable
- E13: 11mm Probe, 7200, 9m Cable
- E16: 3000, 190 Probe, 15 Feet Cable
- E17: 3000, 190 Probe, 20 Feet Cable
- E18: 3000, 300 Probe, 15 Feet Cable
- E19: 3000, 300 Probe, 20 Feet Cable
- E20: 7200, 5mm Probe, 5m Cable
- E21: 7200, 5mm Probe, 9m Cable

FXX: Teeth per Revolution.

- F00*: 1
- F02: Customer specify, number of teeth =XX

GXX: Mounting.

- G00*: DIN rail mounting.
- G01: Plate mounting.
- * Denote factory default.

TR5102 Accessories

TR5102 must works with proximity probe transducer.

TM0180: 8mm probe.

TM0105: 5mm probe.

TM0181: Extension cable.

Field-wiring Diagram

